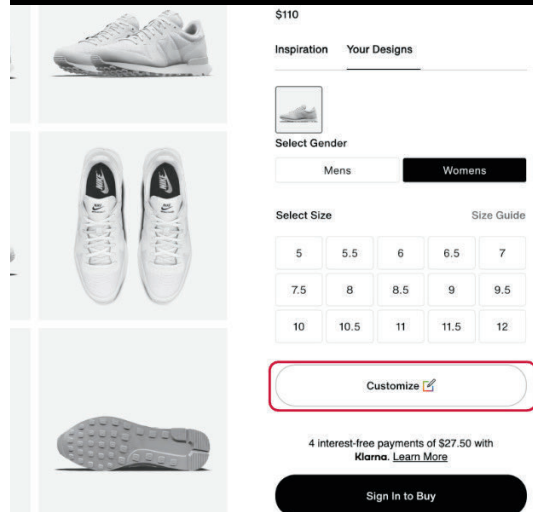


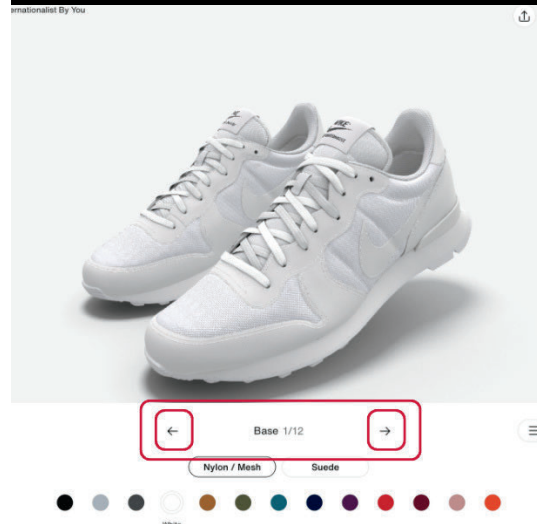
# DESIGN INSTRUCTIONS

## STEP 01



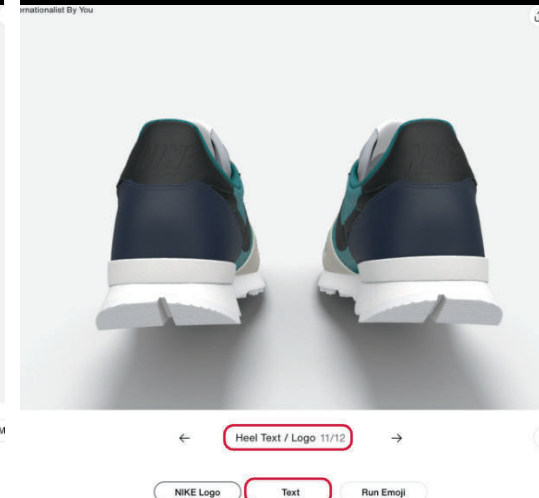
On the Nike By You page, click "Customize" to start personalizing your shoe.

## STEP 02



Use the menu to navigate. Click a section to customize colors, materials, and details.

## STEP 03



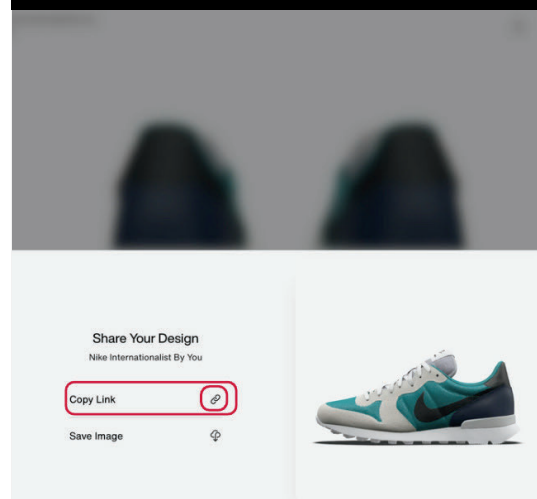
If available, enter a Personal ID (initials or a short word).

## STEP 04



Click "Share" (top right) to generate your custom shoe link. Avoid "Done" or adding to the cart.


## STEP 05



Click "Copy Link" to save your custom shoe link.

## STEP 06

Please review and confirm your order details, including style and size, below.



Style\*

\*This field is required.

Size\*

\*This field is required.

Paste your copied link below

Right-click in this field and select 'Paste' to enter your copied link. If you're on mobile, tap and hold to paste.

Return to the GIFTING WEBSITE. Scroll to the bottom to complete the submission form.  
**This is where you will PASTE YOUR COPIED LINK.**